

INDOOR WALL/RECESS-MOUNTED HYDRANT

Modular design allows for custom configuration. The basic set is wall-mounted hydrant that you can mounting in recess when use adjustable frames. Hydrant for use inside buildings such as parking lots, warehouses, industrial halls, office buildings, schools, hospitals, kindergartens, sports arenas, cinemas, hotels and conference centers, airports, shopping centers, etc.

Dimensions (width x height x depth) [mm]:

780x780x165

Version:

- For wall-mounting or for recess-mounting

Implementation:

- Cabinet made of low carbon steel DC01 with a thickness of min. 1 mm, painted RAL3000 (red) or RAL9010 (white), thickness of layer min. 80 μ m
- Inlet holes as knockouts \varnothing 45 mm, 6 connection possibilities
- Door with 180° opening angle
- Anti-corrosion protection-iron phosphating, epoxy-polyester paint
- Universal gras hinge system - right or left hand door (for customer to choose)

Lack type:

- Yale - mortise Yale lock with a spare key placed on the door panel behind a 1 mm thick glass pane

Equipment:

- Self-locking hose reel for semi-rigid hose, full disc, powder coated, color RAL 3000 (red), gloss 80%, thickness of layer min. 80 μ m
- Brass water axis
- Brass valve (ball or winding) DN25 (1")
- Brass fire-hose nozzle GRAS DN25/D10 (options D6, D8)
- Semi-rigid fire hose DN25 (20 m or 30 m) according to EN-694 norm for fire hoses
- Connection hose (for connection valve-hose reel) to valve DN25 (1")

Working pressure:

- Minimum: 0.2 MPa - maximum: 1.2 MPa

Efficiency:

- $P \geq 0.2$ MPa - WSP K = 28 nozzle D8 mm / Q Nom = 38l/min
- $P \geq 0.4$ MPa - WSP K = 28 nozzle D8 mm / Q Nom = 56l/min
- $P \geq 0.6$ MPa - WSP K = 28 nozzle D8 mm / Q Nom = 68l/min

Marking and documentation:

- Installation instructions
- Marking acc. to EN 671
- The declaration of performance

Conformity to standards and certificates:

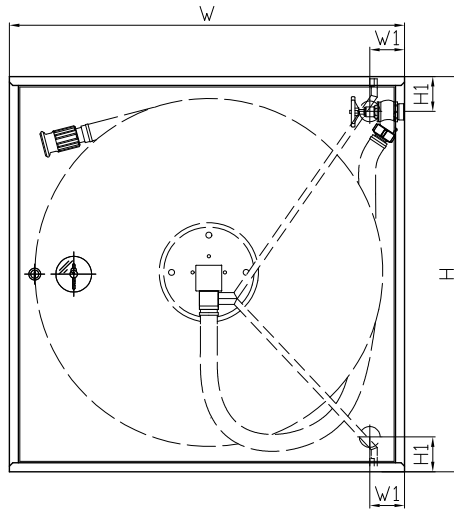
- EN 671-1
- EC (CE) certificate of conformity no: 1438/CPR/0003, 1438/CPR/0004

Options:

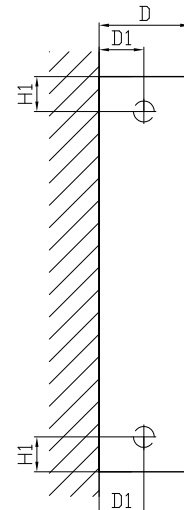
- Other cabinet RAL color_____
- Cabinet made of stainless steel 304 or 316L
- Cabinet made in accordance to EN 12944 - corrosion protection level C5
- Adjustable masking frames for hydrant installation in a wall recess
- Adjustable support legs for freestanding installation on the floor
- Support frame for installation perpendicularly to the wall
- Universal – combining the features of Euro and patent locks; opened by breaking the PCV cover or using a service wrench

Wall-mounted version

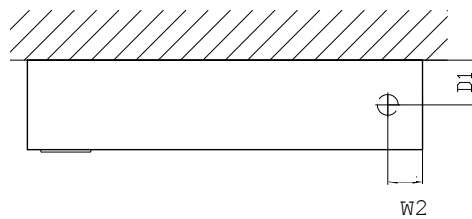
Front view



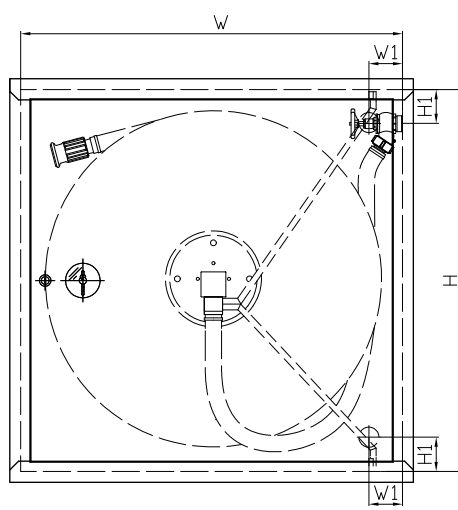
Side view



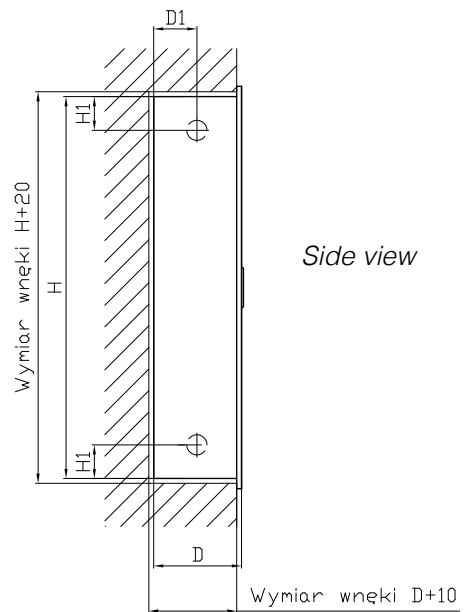
View from above


Recess-mounted version

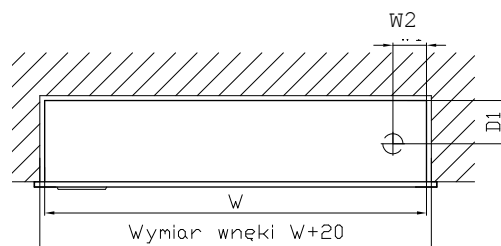
Front view



Side view



View from above



Model	Version	Frame	Hose length [m]		Dimensions [mm]					
			DN25	W	W1	W2	H	H1	D	D1
HW-25N-20/30 SLIM 165	For wall-mounting	-	20 or 30	780	70	40	780	70	165	75
HW-25W-20/30 SLIM 165	For recess-mounting	Yes	20 or 30	780	70	40	780	70	165	75
Frame for cabinet recess mounting - option	-	-	-	780	-	-	780	-	20	-