



INDOOR HEATED AND INSULATED HYDRANT, FOR WALL/RECESS-MOUNTED WITH PLACE FOR AN EXTINGUISHER

For indoor use in cold rooms up to -25° such as stocks, food industry buildings, halls, etc.

Thermostatically controlled heating unit and insulation secure cabinet interior against cold. Fire hydrant is not waterproof and is not recommended for outside open area. Hydrant for use inside buildings such as parking lots, warehouses, industrial halls, office buildings, schools, hospitals, kindergartens, sports arenas, cinemas, hotels and conference centers, airports, shopping centers, etc.

Dimensions (width x height x depth) [mm]:

995x795x290

Version:

- For wall-mounting or for recess-mounting

Implementation:

- Cabinet heated and insulated, made of low carbon steel DC01 with a thickness of min. 1 mm, painted RAL3000 (red) or RAL9010 (white), thickness of layer min. 80 µm
- Inlet holes as knockouts Ø72 mm, 6 connection possibilities
- Insulated hydrant cabinet door with a hinge that allows the door to be opened 180 degrees and a plate that protects the insulation against damage
- Anti-corrosion protection-iron phosphating, epoxy-polyester paint
- Hydrant cabinet insulated with thermal conductivity coefficient insulation material 0,042 W/mk
- 150W/230V thermostatically controlled heating element, IP65 level
- Automatic regulation of the hydrant interior temperature according to the thermostat settings
- For indoor use in cold rooms up to -25°
- Model in a horizontal arrangement with additional room for a 6 kg extinguisher

Lack type:

- Yale - mortise Yale lock with a spare key placed on the door panel behind a 1 mm thick glass pane

Equipment:

- Self-locking hose reel for semi-rigid hose, full disc, powder coated, color RAL 3000 (red), gloss 80%, thickness of layer min. 80 µm
- Brass water axis
- Ball valve brass DN32 (1 1/4")
- Brass fire-hose nozzle GRAS DN33/D12
- Semi-rigid fire hose DN32 (20 m or 30 m) according to EN-694 norm for fire hoses
- Connection hose (for connection valve-hose reel) to valve DN32 (1 1/4")

Working pressure:

- Minimum: 0.2 MPa - maximum: 0.7 MPa

Efficiency:

- $P \geq 0.2$ MPa - WSP K = 64,5 nozzle D12 mm / Q Nom = 91l/min
- $P \geq 0.4$ MPa - WSP K = 64,5 nozzle D12 mm / Q Nom = 131l/min
- $P \geq 0.6$ MPa - WSP K = 64,5 nozzle D12 mm / Q Nom = 160l/min

Marking and documentation:

- Installation instructions
- Marking acc. to EN 671
- The declaration of performance

Conformity to standards and certificates:

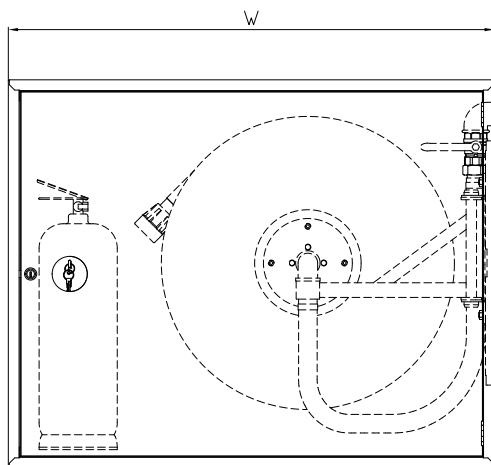
- EN 671-1
- EC (CE) certificate of conformity no: 1438/CPR/0227

Options:

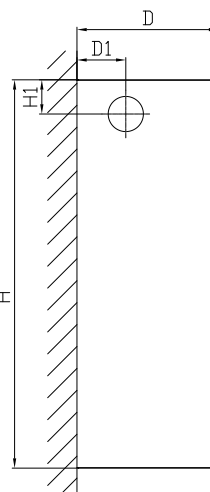
- Other cabinet RAL color_____
- Cabinet made of stainless steel 304 or 316L
- Cabinet made in accordance to EN 12944 - corrosion protection level C5
- Adjustable masking frames for hydrant installation in a wall recess
- Adjustable support legs for freestanding installation on the floor
- Support frame for installation perpendicularly to the wall
- Extinguisher (for 4kg or 6kg powder type)

Wall-mounted version

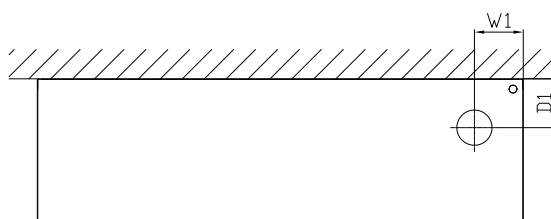
Front view



Side view

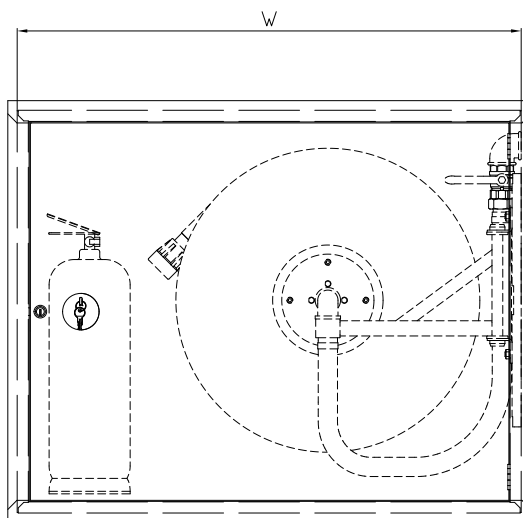


View from above

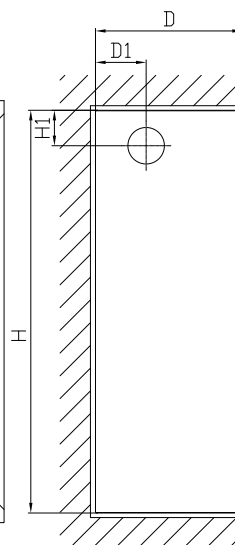


Recess-mounted version

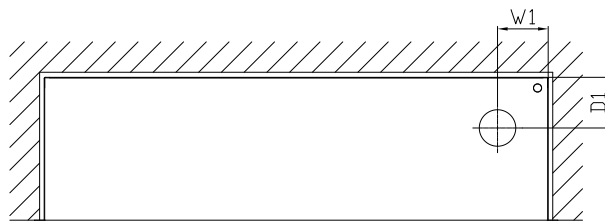
Front view



Side view



View from above



Model	Version	Frame	Hose length [m]			Dimensions [mm]			
			DN32	W	W1	H	H1	D	D1
HWG-33N-K-20/30 HS	For wall-mounting	-	20 or 30	995	100	795	70	290	100
HWG-33W-K-20/30 HS	For recess-mounting	Yes	20 or 30	995	100	795	70	290	100
Frame for cabinet K i KP recess mounting - option	-	-	-	995	-	795	-	20	-