



INDOOR WALL/RECESS-MOUNTED HYDRANT WITH PLACE FOR AN EXTINGUISHER AND ADDITIONAL HOSE

Universal model – supply can be connected from the right or left. Cabinet can be made in surface or recessed version. Hydrant for use inside buildings such as parking lots, warehouses, industrial halls, office buildings, schools, hospitals, kindergartens, sports arenas, cinemas, hotels and conference centers, airports, shopping centers, etc.

Dimensions (width x height x depth) [mm]:

600x900x180 (For wall-mounting - N)

560x860x180 (For recess-mounting - W)

Version:

- For wall-mounting
- For recess-mounting

Implementation:

- Cabinet made of low carbon steel DC01 with a thickness of min. 1 mm, painted RAL3000 (red) or RAL9010 (white), thickness of layer min. 80 µm
- Inlet holes as knockouts Ø72 mm
- Door with 180° opening angle
- Anti-corrosion protection-iron phosphating, epoxy-polyester paint
- Universal gras hinge system - right or left hand door (for customer to choose)
- Model in a vertical arrangement with additional room for a 6 kg extinguisher
- Under the hose reel shelf for on additional flat hose H-52 according to PN-87/M-5151 - (20) in accordance with the EN 694 standard for fire hydrants

Lack type:

- Yale - mortise Yale lock with a spare key placed on the door panel behind a 1 mm thick glass pane

Equipment:

- Self-locking hose reel for flat hose DN 52, powder coated, color RAL 3000 (red), gloss 80, thickness of layer min. 80 µm
- Winding valve, brass or aluminium DN50 (2") - option
- Fire-hose nozzle PW-52 acc. PN-89/M-51028
- Delivery fire hose, flat H-52 according to PN-87/M-51151 - (15 m or 20 m) and according to EN-694 norm for fire hoses
- Additional fire hose, flat H-52 according to PN-87/M-51151 - (15 m or 20 m) and according to EN-694 norm for fire hoses

Working pressure:

- Minimum: 0.2 MPa - maximum: 0.7 MPa

Efficiency:

$P \geq 0.2$ MPa - WSP K = 110 nozzle D13 mm / Q Nom = 150l/min

Marking and documentation:

- Installation instructions
- Marking acc. to EN 671
- The declaration of performance

Conformity to standards and certificates:

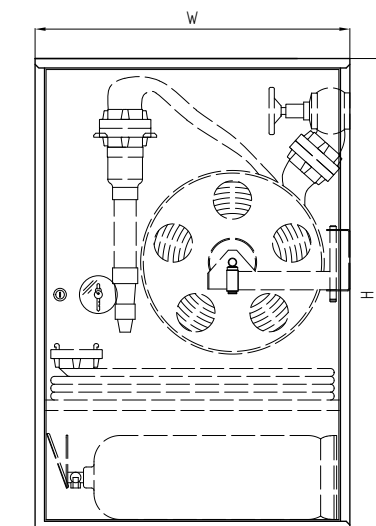
- EN 671-2
- EC (CE) certificate of conformity no: 1438/CPR/0005, 1438/CPR/0006, 1438/CPR/0064, 1438/CPR/0065

Options:

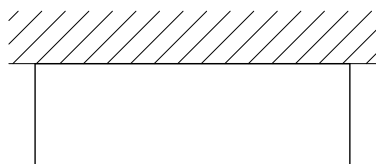
- Other cabinet RAL color_____
- Cabinet made of stainless steel 304 or 316L
- Cabinet made in accordance to EN 12944 - corrosion protection level C5
- Adjustable support legs for freestanding installation on the floor
- Support frame for installation perpendicularly to the wall
- Extinguisher (for 4kg or 6kg powder type)
- Universal – combining the features of Euro and patent locks; opened by breaking the PCV cover or using a service wrench

Wall-mounted version

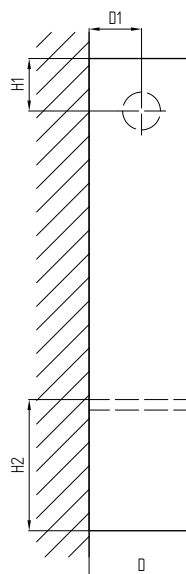
Front view



View from above

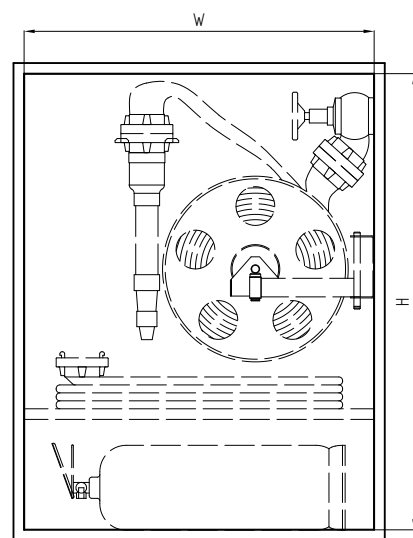


Side view

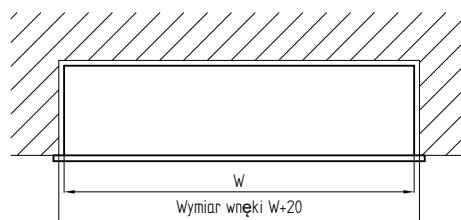


Recess-mounted version

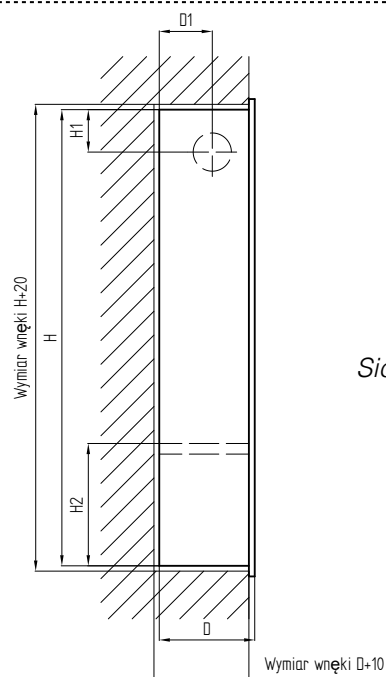
Front view



View from above



Side view



| Model | Version | Hose length [m] | | Dimensions [mm] | | | | |
|--------------------|---------------------|-----------------|-----|-----------------|-----|-----|-----|----|
| | | DN50 | W | H | H1 | H2 | D | D1 |
| HW-52N-KP-15/20+20 | For wall-mounting | 15 or 20 + 20 | 600 | 900 | 100 | 210 | 180 | 90 |
| HW-52W-KP-15/20+20 | For recess-mounting | 15 or 20 + 20 | 560 | 860 | 100 | 180 | 180 | 90 |